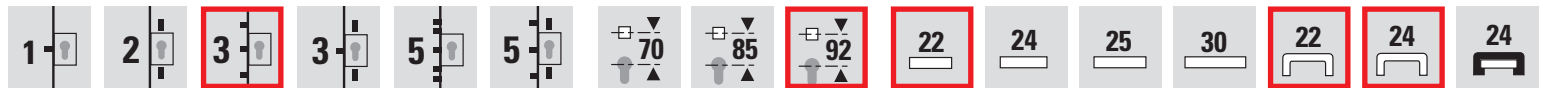


Nombre de points

Entraxes

Largeur de tête

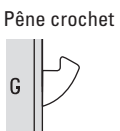
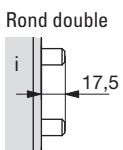
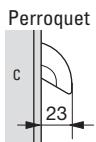
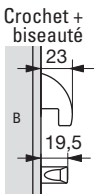
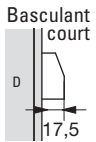
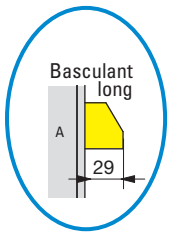


Verrouillage Tours de clé Mécanisme Réversibilité Carré Normes - Réglementation



Autres informations: compatible avec les gâches series 2835 et 2839.

Réf.: 6370.xx.xA

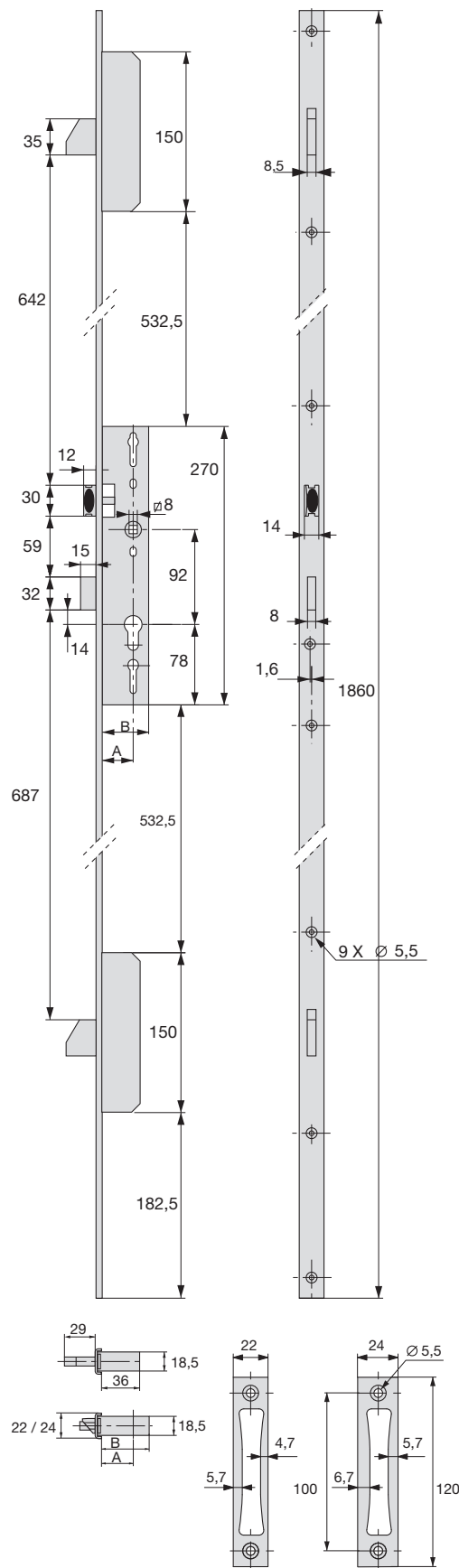


- **Tête U 24 x 6 mm et tête plate 1/2 tour largeur 14 mm**
- Boîtiers intermédiaires avec pènes basculants longs (acier et protection anti-sciage)

	A	B	C	24 x 6	22 x 6	22 x 2,5
21	36	15		6370.36.0A	6370.36.1A	
24	39	15		6370.39.0A	6370.39.1A	
25	40	15				6370.40.3A
26	41	15		6370.41.0A	6370.41.1A	
30	45	15		6370.45.0A	6370.45.1A	6370.45.3A

Gabarits de copiage : ref. 2836.03.0

Réf. : 6370.xx.0A
 6370.xx.0A2P
 6370.xx.1A



Gâche H et B. ép: 2,5 mm